


Preset Input Signals

Signal name	Horizontal Frequency (kHz)	Vertical Frequency (Hz)	Optional Board																
			TY-42TM6Y	TY-42TM6B/V	TY-42TM6A/Z	TY-42TM6P	TY-42TM6D	TY-42TM6G	TY-FB7SD	TY-FB7HD	TY-FB7HM								
Composite	NTSC	15.734	59.95	Y	Y														
	PAL	15.625	50	Y	Y														
	PAL60	15.734	59.95	Y	Y														
	SECAM	15.625	50	Y	Y														
	Modified NTSC	15.734	59.95	Y	Y														
Component	525 (480)/60i	15.734	59.94	Y		Y	Y		Y	Y	Y								
	625 (575)/50i	15.625	50	Y		Y	Y		Y	Y	Y								
	525 (480)/60p	31.468	59.94	Y		Y	Y		Y	Y	Y								Y
	625 (575)/50p	31.25	50	Y		Y	Y		Y	Y	Y								Y
	750 (720)/60p	45	60	Y		Y	Y		Y	Y	Y								Y
	750 (720)/50p	37.5	50	Y		Y	Y		Y	Y	Y								Y
	1125 (1080)/60i	33.75	60	Y		Y	Y		Y	Y	Y								Y
	1125 (1080)/50i	28.125	50	Y		Y	Y		Y	Y	Y								Y
	1125 (1080)/24p	27	24	Y		Y	Y		Y	Y	Y								Y
	1125 (1080)/24sF	27	48	Y		Y	Y		Y	Y	Y								Y
	1250 (1080)/50i	31.25	50	Y		Y	Y		Y	Y	Y								
	640 x 400 @70	31.5	70	Y		Y	Y		Y	Y	Y								
	640 x 480 @60	31.5	59.94	Y		Y	Y	Y	Y	Y	Y								Y
	640 x 480 @72	37.9	72	Y		Y	Y		Y	Y	Y								
	640 x 480 @85	43.3	85	Y		Y	Y		Y	Y	Y								
Mac 13" (640 x 480)	35	67	Y		Y	Y		Y	Y	Y									
640 x 480 @75	37.5	75	Y		Y	Y		Y	Y	Y									
852 x 480 @60	31.7	60	Y		Y	Y		Y	Y	Y									
800 x 600 @56	35.2	56	Y		Y	Y		Y	Y	Y									
800 x 600 @60	37.9	60	Y		Y	Y	Y	Y	Y	Y									
800 x 600 @72	48.1	72	Y		Y	Y		Y	Y	Y									
800 x 600 @75	46.9	75	Y		Y	Y		Y	Y	Y									
800 x 600 @85	53.7	85	Y		Y	Y		Y	Y	Y									
Mac 16" (832 x 624)	49.7	75	Y		Y	Y		Y	Y	Y									
1024 x 768 @60	48.4	60	Y		Y	Y	Y	Y	Y	Y									
1024 x 768 @70	56.5	70	Y		Y	Y		Y	Y	Y									
1024 x 768 @75	60	75	Y		Y	Y		Y	Y	Y									
1024 x 768 @85	68.7	85	Y		Y	Y		Y	Y	Y									
Mac 21" (1152 x 870)	68.7	75	Y		Y	Y		Y	Y	Y									
1152 x 864 @72	64.9	72	Y		Y	Y		Y	Y	Y									
1280 x 960 @60	60	60	Y		Y	Y		Y	Y	Y									
1280 x 960 @85	85.94	85	Y		Y	Y		Y	Y	Y									
1280 x 1024 @60	64	60	Y		Y	Y		Y	Y	Y									
1280 x 1024 @75	80	75	Y		Y	Y		Y	Y	Y									
1280 x 1024 @85	91.1	85	Y		Y	Y		Y	Y	Y									
1600 x 1200 @60	75	60	Y		Y	Y		Y	Y	Y									
1600 x 1200 @65	81.3	65	Y		Y	Y		Y	Y	Y									
525 (480)/60i	15.734	59.94	Y		Y	Y		Y	Y	Y									
625 (575)/50i	15.625	50	Y		Y	Y		Y	Y	Y									
625 (575)/50p	31.25	50	Y		Y	Y		Y	Y	Y									
750 (720)/60p	45	60	Y		Y	Y		Y	Y	Y									
750 (720)/50p	37.5	50	Y		Y	Y		Y	Y	Y									
1125 (1080)/60i	33.75	60	Y		Y	Y		Y	Y	Y									
1125 (1080)/50i	28.125	50	Y		Y	Y		Y	Y	Y									
1125 (1080)/24p	27	24	Y		Y	Y		Y	Y	Y									
1125 (1080)/24sF	27	48	Y		Y	Y		Y	Y	Y									
1250 (1080)/50i	31.25	50	Y		Y	Y		Y	Y	Y									

* When a signal having a resolution that exceeds the panel resolution is input, a simplified display will be produced.

Serial RS232C: D-Sub 9-Pin (Female)



Pin Assignment and Signal Name

Pin No.	Signal name	Descriptions
1	CD	NC
2	RXD	Receive Data
3	TXD	Transmit Data
4	DTR	Not used
5	GND	Ground
6	DSR	Not used
7	RTS	Short Circuit
8	CTS	
9	RI	NC

Transmitting Conditions

Signal Level	Complied with RS232C
Synchronous System	Start/Stop Synchronous Communication
Baud Rate	9600 bps
Parity	Nil
Character Length	8 bits
Stop Bit	1 bit
X Parameter	Nil

Supplied Remote Control

(Comes with every Panasonic Plasma Display model.)



Remote Control Functions

- Stand-by (On/Off)
- Input Selection
- Status
- Surround On/Off
- Sound Mute On/Off
- Volume Up/Down
- Normalization (N)
- Exit (R)
- Position/Action
- Digital Zoom
- Picture
- Sound
- Set Up
- Picture Position/Size
- Aspect
- PC Mode Selection
- Off Timer

Panasonic
ideas for life

Plasma Display



Panasonic

Have assembly and installation done by a qualified electrician.
Simulated pictures on screen.
Specifications are subject to change without notice. Printed in Japan

Above and Beyond: The Panasonic Commitment to Customer Satisfaction

The Image Quality and Versatility You Need Today, the System Extendibility You'll Want Tomorrow

New 65-inch plasma model for use in larger-than-conventional displays

Demand is rising for extra-large display screens, and Panasonic has the solution. Our new lineup of displays for professional applications includes a 65-inch plasma model that offers the superior image quality, extensive functions, and extendibility that make Panasonic an industry leader. The new unit suits any application calling for a super-size display. Use it in a directory in a building lobby, an information board for an airport, train station or other large public facility, or a monitor at event sites.

The ultimate in image quality — Expressivity that goes above and beyond previous limits

A host of Panasonic imaging technologies combine to achieve both the industry's highest gradation and outstanding 4,000:1* contrast. The accuracy and detail our displays provide cannot be adequately expressed by specifications alone. Their overall image quality goes far beyond conventional standards. They provide pictures with the kind of breathtaking beauty that stirs emotion.

* SD models

Functions and extendibility to meet a variety of applications

Dual Picture, Digital Zoom, multi-screen capability and other advanced functions enhance the usability of our displays. Our popular Multi-Function Slots are also provided. And we've expanded our lineup of optional terminal boards, making our displays solutions to an even wider range of customer needs.



Connection with analogue equipment



Lets you connect an S-VHS VCR or video camera. This board has a video output terminal too, so you can also connect a sub-monitor device for image monitoring.

BNC Composite Video Terminal Board TY-42TM6B



Connection with digital equipment



Allows full-digital transmission of video signals, with no degradation. Allows reproduction of high-quality images from a DVD player, PC or other compatible digital equipment.

RGB (Digital) Terminal Board (DVI-D with HDCP) TY-42TM6D



Connection with PC



Lets you connect multiple PCs. Use it in conference rooms, class rooms, lecture halls and other sites where PCs are often used.

PC Input Terminal Board TY-42TM6P



Connection with broadcast equipment



Compatible with the SDI or HD-SDI (for HDTV) systems used by broadcasting stations. This board lets the plasma display reproduce crisp, clear images in a studio or control room.

SDI Terminal Board TY-FB7SD
HD-SDI Terminal Board TY-FB7HD



Wireless connection



Lets the plasma display connect wirelessly to a notebook PC and receive video signals. With a wireless connection, you can get a presentation or meeting under way quickly without taking the time and trouble to connect cables.

Wireless Presentation Board TY-FB7WPJ



Remote video distribution




For distant distribution of video images. Images can be sent to the plasma display in real time from distant equipment connected to the transmitter.

Twisted-Pair-Cable Receiver Board (Video, Audio and PDP Control) KE0101CRBW



Multi-screen system configuration



This board, which sends a video signal being input to one plasma display through to a second plasma display, makes it easy to configure a multi-screen system.

RGB Active-Through Terminal Board TY-42TM6G

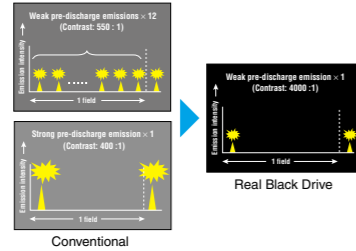
The Industry's Best Overall Picture Quality

Technologies for Raising Contrast and Gradation

Stunning 4000:1 Dark-Area Contrast* — New Real Black Drive System

By reducing the pre-discharge emission when reproducing black, the New Real Black Drive System provides deeper, richer blacks and a stunning 4000:1 contrast*. The result is dramatically enhanced image clarity and realism.

* For the SD models.




Even Higher Bright-Area Contrast — Deep Black Filter

The front protective glass of the plasma display panel incorporates a Deep Black Filter that suppresses light transmittance and slashes the amount of external light reflected. This helps our display achieve the industry's highest level of contrast when viewed in bright surroundings.

1,536 Shades of Gradation in Dark Scenes — New Super Real Gamma System

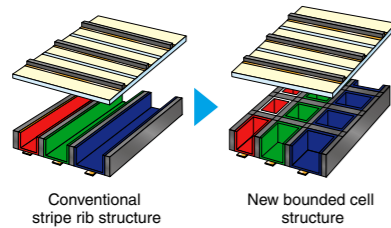
In scenes with low brightness levels, the New Super Real Gamma System reproduces gradation in steps equivalent to 1,536 shades. In other words, this original, non-linear signal processing system provides superior performance at the brightness levels where the human eye sees best. As a result, it adds subtle nuances to darker scenes and gives images greater depth.



Technologies for Increasing Brightness

10% Brighter Images — New MACH Panel with Bounded Cell Structure

The New MACH (Multi-facet Asymmetrical Configuration Hyper-pixel) Panel features a bounded cell structure in which wall-like ribs are used to wrap each individual cell. By increasing the area in which the phosphor can be applied, this



dramatically improves both light-emitting efficiency and intensity.

Furthermore, improvements to the drive circuit and plasma gas inside the panel have enabled Panasonic to boost peak brightness while actually lowering power consumption compared with our previous models. As a result, peak brightness is boosted by 10% compared with a previous Panasonic model.

The new panel structure boasts a long service life of 60,000 hours*. A newly developed phosphor also raises their resistance to static-image screen burning to the same level as CRT displays.

* The time until panel brightness is reduced to half its initial level. The service life given above is intended as a guideline when displaying standard moving images. However, this time varies depending on the content of the images displayed and the usage environment.

High-Contrast Images with a High S/N Ratio — Adaptive AGC

Our previous automatic gain control (AGC) detected the brightness level of the entire image, then boosted it as necessary. This had a drawback, in that it tended to increase noise and black-out parts of the image where the video signal did not require boosting. Adaptive AGC raises contrast while suppressing noise by detecting and boosting only the image edges.

Note: The default setting for the Adaptive AGC is OFF.



Technologies for Improving Picture Clarity and Colours

Cleaner Moving Images — High-Precision MPD Noise Reduction

This newly developed technology dramatically reduces MPD (Motion Picture Disturbance) noise to deliver crisp, clean moving images. Using a Panasonic original algorithm, it detects motion patterns that tend to generate noise and makes the necessary adjustments to maximize image quality. And it does this without diminishing the quality of stationary objects, such as those in the background.



Vibrant Colours and Natural Skin Tones — 3D Colour Management System

3D Colour Management System is a new correction process that works in a three-dimensional colour matrix (hue, saturation, and brightness) rather than the conventional two-dimensional colour difference plane. By correcting hue and brightness independently and providing finer control, this process delivers vibrant colours and natural skin tones.

Note: The default setting for the 3D Colour Management System is OFF.

Technologies for Enhancing Resolution and Sharpness

Better Vertical Resolution — Active I/P Conversion


The Active I/P (Interlace/Progressive) Conversion system detects slow movements more precisely by increasing the range for detecting moving-picture and still-picture pixels. This reduces the I/P conversion noise that often occurs when reproducing tiny movements, to produce crisper images and help raise the vertical resolution in interlaced images.



Functions that Improve Usability

Two Different Images on One Screen — Dual Picture Mode

You can simultaneously display images from any two different kinds of AV sources connected. Or, adding one of the optional terminal boards lets you display images from two of the same type of image source, such as two PCs or two DVD players. This function lets you take full advantage of the plasma display's large screen.



Up to 4x Enlargement of Image Zones — Digital Zoom

This function lets you enlarge a portion of an image by up to four times normal size and display it on the full screen. Use this function to give your presentations greater impact.

* Digital Zoom does not work in Dual Picture mode. Images of SXGA resolution or higher from a PC or RGB source may not enlarge correctly. Some degradation occurs when images are enlarged.



Huge Display Equivalent to 260-inches — Multi-Screen Applications

The built-in image-enlarging function makes it easier to set up multi-screen displays featuring four (2 x 2), nine (3 x 3), or sixteen (4 x 4) units. For example, with sixteen 65-inch displays you can configure a huge display equivalent to 260 inches by simply connecting ordinary cables. That's the kind of display that catches eyes at shopping malls and event sites. This function works with component video signals, so you can use enlarged images from DVD and other high-quality sources in your display.

* The image-enlarging function operates on video signal and on PC/RGB signal up to XGA mode. However, a normal display may not be obtained with some PC/RGB signals.



Note: The ambient temperature varies depending on the installation location. Provide sufficient air conditioning for surrounding conditions.

Enhanced Screen Saver Functions

A variety of screen saver functions help minimise the risk of uneven phosphor aging. You can also use the timer to set the screen saver operating cycles, operating time, and start and stop times. This lets you make settings that match your application.

• **White Bar Scroll:** White bars move across the screen from left to right at regular intervals. Good for ordinary still-image displays.

• **Screen Reversal:** Displays images with the black and white reversed. Good for text displays.



• **Side Panel Adjustment:** Brightens the black bands on the sides of the screen when displaying images in the 4:3 format.



• **Wobbling:** Shifts the image's position by several pixels at fixed time intervals.

• **Peak Limit Mode:** Lowers the peak brightness level (image contrast) by 30%.

Energy-Saving Functions

A broad range of environment-friendly functions help minimise energy consumption.

• **DPMS (Display Power Management Signaling)**

Power is automatically turned on or off in response to a sync signal from the PC connected to the built-in PC input terminal.

• **Auto Power Off**

When you're using a device connected to the multi-function slots, the display panel goes into standby mode after about 10 minutes if no sync signal is received.

• **Power Save Mode**

Reduces the display's brightness.

• **Standby Power Save Mode**

Reduces power consumption when on standby. (Start-up may take a few moments once the display is in this mode.)

Front Button Control

The five buttons on the front bezel give you instant access to all major functions via an easy-to-read on-screen menu display.



Fan-Less Quiet Operation

Our "silence engineering" has eliminated the need for a fan — and fan noise — giving you the kind of quiet operation that makes for a more pleasant viewing experience. (TH-65PHD7 and TH-50PHD7 feature a noise-suppressing silence design.)

Vertical Mounting

Panasonic plasma display can be positioned vertically to display portrait images and can serve as an effective storefront electronic signboard.

• **Optional Fan Kit for Vertical Mounting Applications**

TY-UPK50HV7 (for TH-50PHD7)

TY-UPK42HV7 (for TH-42PHD7)

* Operating temperature: 0 to 35°C



Multi-Function Slots Accommodate a Host of Uses

Multi-Function Slots

In addition to the fixed input interface, the Panasonic plasma display has three (or two) interchangeable slots that let you add different combinations of optional terminal boards. This gives you the flexibility to add digital or analogue capabilities, as necessary, to customise your system for specific needs.

Factory-Shipped with Multi-Function Slots Empty

Panasonic plasma displays are shipped from the factory with all multi-function slots empty.

- **Multi-Function Slots on 65", 50" and 42" Models**
You can mount up to three optional terminal boards in these slots.



- **Multi-Function Slots on the 37" Model**
You can mount up to two optional terminal boards in these slots.



Optional Terminal Boards

RGB Active Through Terminal Board (mounts in slots 1 & 2)

This board sends the signal that's input via the PC1 IN terminal to a second plasma display connected to the PC1 OUT terminal. Up to nine plasma displays can be connected together. This connectability adds convenience when configuring a multi-screen system.



TY-42TM6G

* The characters in red are added for explanation.

RGB (Digital) Terminal Board (DVI-D w/HDCP) (mounts in slot 1 or 2)

Lets you connect a PC that outputs digital RGB signals (DVI compliant). Adding this board lets you display images with the equivalent of 3,072 gradation levels.



TY-42TM6D

PC Input Terminal Board (mounts in any slot)

Lets you display images from two or more PCs.

* Does not support the DPMS function.



TY-42TM6P

Component /Composite Video Terminal Board (mounts in slots 1 & 2, or slots 2 & 3)

Lets you connect a wide range of input sources, from composite video, S-video, and component video signals to RGB signals.

TY-42TM6Y



Component Video Terminal Board (mounts in any slot)

Lets you connect devices that output component video signals, such as DVD players or set-top boxes, or devices that output RGB signals.

* Accepts only RGB signals with "SYNC ON G".


BNC Component Video Terminal Board

TY-42TM6A



RCA Component Video Terminal Board

TY-42TM6Z



Composite Video Terminal Board (mounts in slot 1 or 2)

Lets you connect a VCR, video camera or other video equipment. (Supports through-out configurations.)

BNC Composite Video Terminal Board

TY-42TM6B



RCA Composite Video Terminal Board

TY-42TM6V



Wireless Presentation Board

- Allows wireless connection of the plasma display and a PC.
- Connects to up to 256 PCs, and displays images from 4 PCs simultaneously.
- Lets you control plasma displays with a Web browser.



* The photo above does not show the actual final product appearance. The wireless card is covered by a net when shipped.

TY-FB7WPE (mounts in slot 1)

* Not compatible with the 6-series plasma display models.

Specifications

Standards compliance	IEEE 802.11b
Frequency range	2.4 GHz
System Configuration Required by Wireless Manager ME	
OS	Windows XP/2000/ME/98 SE
CPU	Pentium III or compatible processor (Recommended: Intel Celeron 633 MHz or faster. Processing speed of 800 MHz or faster required for Live mode.)
Memory	64 MB or more (128 MB or more for Windows XP/2000)
HDD	44 MB or more of available disk space
Required hardware	CD-ROM drive; Built-in PC (PCMCIA) card slot (TYPE II or TYPE III); Wireless card (TW-CDWL3 or TW-CDWL2) mounted and operating correctly
Web browser	Microsoft Internet Explorer 6.0 or newer, Netscape Communicator 7.0 or newer

Main Functions

Live Mode: This mode projects the screen from one PC onto the entire plasma display. It also lets you change the shape of the mouse pointer on the display screen, and handle PC cursor key operations with the remote control.

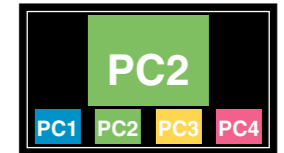
Multi Live Mode: This mode lets you display up to four PC screens simultaneously.

4-Screen Style



Divides the display screen into four to show up to four PC screens at the same time.

Index Style



Shows up to four PC screens as thumbnail images at the bottom of the display screen. Any of these can then be enlarged by remote control.

Remote Control: You have complete remote control of a variety of functions from your PC Web browser, including plasma display power ON/OFF, screen aspect ratio, and input switching.

SDI/HD-SDI Terminal Board

- Support the same serial digital interface (SDI) that is used in broadcasting.
- Provide fully digital transmission for clear, clean image displays.
- The TY-FB7HD supports HDTV.



SDI Terminal Board

TY-FB7SD (mounts in slot 1 or 2)

HD-SDI Terminal Board

TY-FB7HD (mounts in slot 1 or 2)

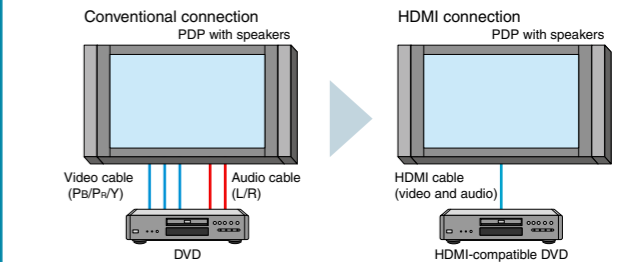
* Not compatible with the 6-series plasma display models.

Specifications

	TY-FB7SD	TY-FB7HD
Standards compliance	SMPTE259M-C	SMPTE292M, SMPTE259M-C
Compatible video format	525/59.94i, 625/50i	525/59.94i, 625/50i, 750/60p, 59.94p, 1125/30p, 1125/24p, 1125/60i, 59.94i, 1125/50i, 1125/24sF, 23.98sF

HDMI Terminal Board

- Supports HDMI, the next-generation digital broadcast standard.
- Enables fully digital connection of signals from HDMI-compatible DVD players and other digital equipment for blur-free images with no colour bleeding.
- Transmits both video and audio signals over a single cable.



TY-FB7HM (mounts in slot 1 or 2)

* Not compatible with the 6-series plasma display models.

Specifications

Standards compliance	HDMI ver.1.1
Compatible video format	525/60p, 625/50p, 750/60p, 1125/60i, VGA60

Plasma System Solutions

Information System Complete with Touch Panel

Easy, interactive guide for large-scale facilities, such as shopping malls, office buildings and hotels

• Constructing a Multi-Language Environment

In contrast with conventional methods, in which several information panels are prepared in different languages, this digital system allows visitors to simply touch the panel itself to switch to the language they want. It is a highly effective and efficient way to offer people the content that they want to see.

• Flexible Content Control

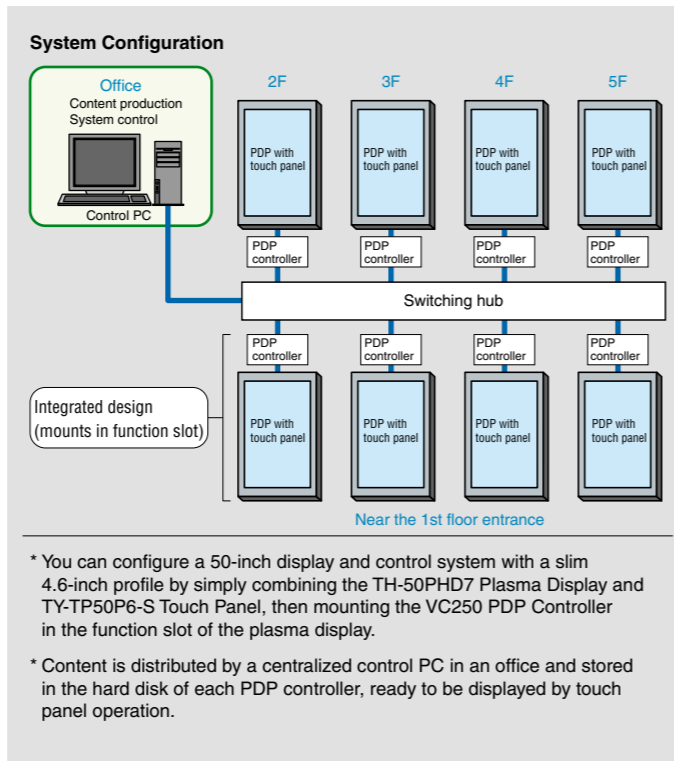
The time ordinarily required to build information panels is greatly reduced, because the content can be immediately displayed as soon as it is produced. This also speeds up the process of updating information, and lets you respond quickly when events are planned at short notice.

• Space-Saving Sizes

We have slimmed down the display system by making it possible to include the optional PDP controller (see page 17) right inside the plasma display.

• Universal System Design

Since the entire system can be configured in a Windows environment, it requires no special software for content production or operation.



Multi-Presentation System Using a Variety of Peripheral Equipment

Supports diverse video sources. Mount peripherals to the plasma display to take advantage of its detailed images and wide viewing angle.

• No Complicated Connections

You can connect multiple notebook PCs to a single plasma display by simply making the appropriate network settings. Naturally, this means that the conference room is neater, because there are no connection cables to clutter it up. The display can also be controlled by the PCs.

• Display Four PC Screens at the Same Time

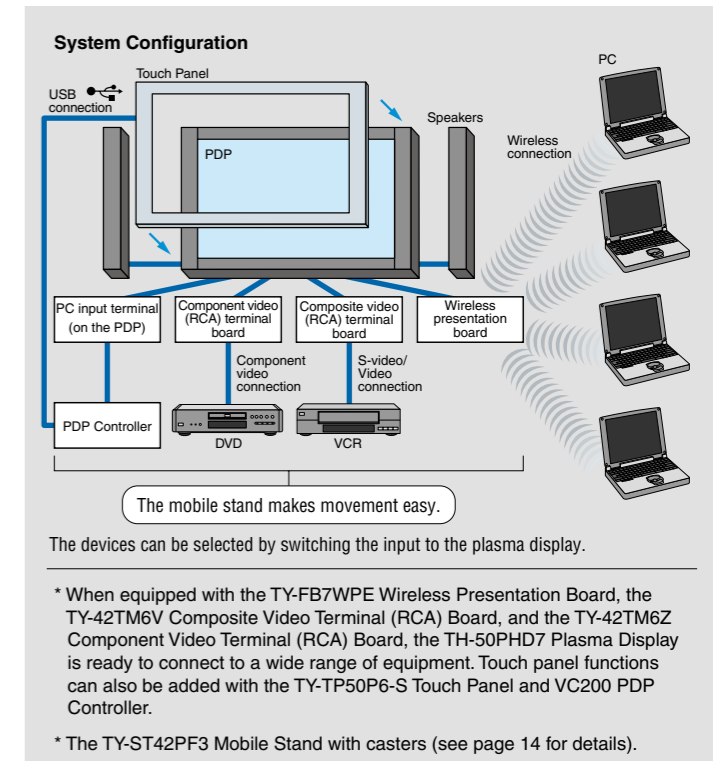
It is easy to hold group presentations, because the screen images of up to four PCs can be displayed simultaneously.

• A Wealth of Functions in a Compact System

The large screen and wide viewing angle of the plasma display make it ideal for use in discussions. You can optimise it even further by adding an array of peripheral equipment:

- An easy USB connection allows touch panel operation.
- Mounting a component video terminal board lets it receive the input of high-resolution DVD signals.
- Mounting a composite video terminal board enables connection of various analogue equipment.

You can select the input for whichever video source you want easily with the remote control. And you can mount the entire system to a wheeled stand, for easy movement.



Information System Using the Twisted-Pair-Cable Receiver Board

Displaying up-to-date information such as transportation schedule changes, stock market conditions, and countless other possible subjects.

• Real-Time Information Bulletins

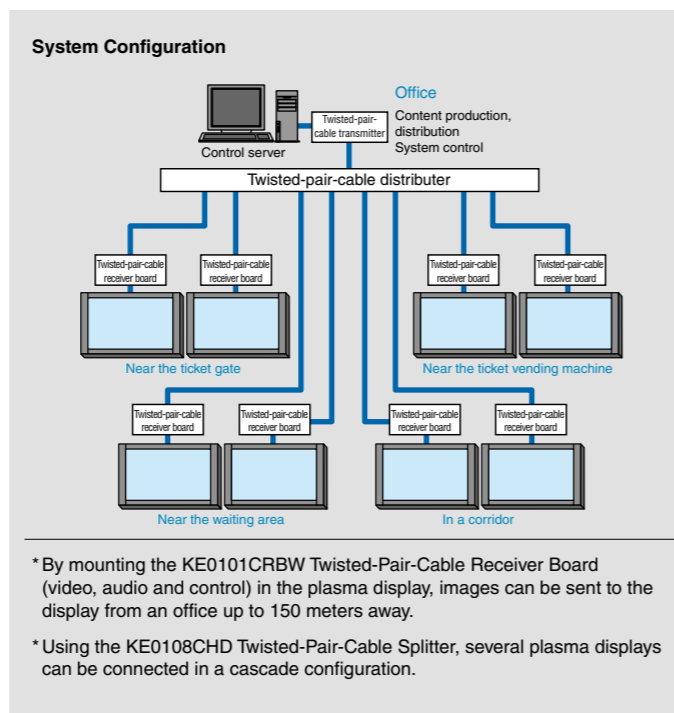
The use of the CAT5e twisted-pair cable allows content to be sent from the server in real-time, for instant response to events such as sudden changes in transportation schedules or accident information as it becomes available.

• Long-Distance Transmission of High-Quality Video Signals

High-resolution XGA images are transmitted approximately 150 m over a single cable. PDP control signals can also be sent over the same cable to allow remote operation of power ON/OFF and other functions.

• Higher Signal Quality, Lower Costs, and Easier Installation

Thin, lightweight CAT5e twisted-pair cables do a better job of preventing signal degradation than coaxial cables. They also reduce costs and shorten the time needed for installation.



Multi-Screen System Using RGB Active Through Terminal Board

Eye-catching huge display system at shopping malls and event sites

• Easy-to-Configure Multi-Screen System at a Low Cost

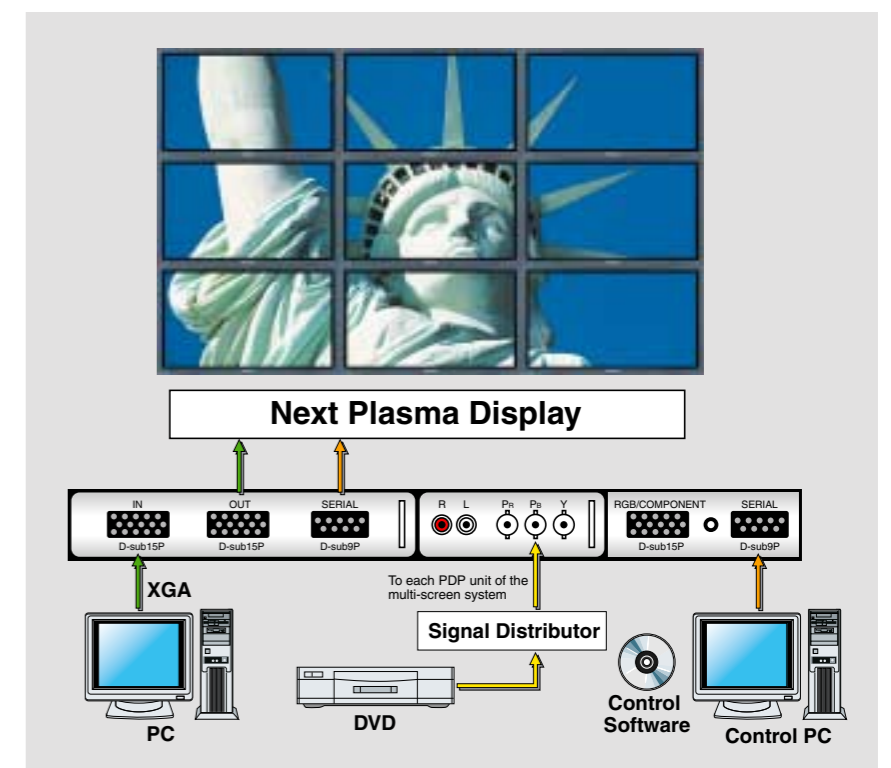
This system shows DVD video and PC data on a giant 9-screen (3 x 3) display. This system, which requires no image enlargement device, makes it possible to have a multi-screen system at a low cost.

• Easy-to-See Information

The system displays enlarged XGA images with excellent quality.

• Various Display Patterns and Powerful Impact

A "control PC" connected through a serial interface lets you switch the input sources and control various display patterns.



An Unlimited Range of Professional Applications

In-Store Display



TESCO, London, UK



Education



KONAMI SCHOOL, Tokyo, Japan



School, Addis Ababa, Ethiopia

Information



ANA HOTEL TOKYO, Tokyo, Japan



Cosmos Bank, Taipei, Taiwan



SOGO Department Store, HongKong, China



Amusement




Les Mills Gym, Dunedin, New Zealand



Smooths, Los Angeles, USA

High Definition Models



TH-65PHD7E/B

65-inch (165 cm) diagonal
High Definition Plasma Display

TH-50PHD7E/B

50-inch (127 cm) diagonal
High Definition Plasma Display

TH-42PHD7E/B


42-inch (106 cm) diagonal
High Definition Plasma Display

Specifications

	TH-65PHD7E/B	TH-50PHD7E/B	TH-42PHD7E/B
DISPLAY			
Screen Size Diagonal (Effective)	65" (1,645 mm)	50" (1,269 mm)	42" (1,056 mm)
W x H	1,434 x 806 mm	1,106 x 622 mm	920 x 518 mm
Screen Aspect	16 : 9 Wide	16 : 9 Wide	16 : 9 Wide
Number of Pixels	1,049,088 (1366 x 768)	786,432 (1024 x 768)	786,432 (1024 x 768)
Pixel Pitch (H x V)	1.05 x 1.05 mm	0.81 x 0.81 mm	0.90 x 0.675 mm
Displayable Colours	3,620 million colours	3,620 million colours	3,620 million colours
Contrast Ratio	3000 : 1	3000 : 1	3000 : 1
Viewing Angle	Horizontal: More than 160°; Vertical: More than 160°		
Color System	NTSC/PAL/SECAM/PAL 60Hz/M-NTSC		
Audio Output	20 W (10 W x 2)	16 W (8 W x 2)	16 W (8 W x 2)
On-Screen Display	US English/UK English/Spanish/French/German/Italian/Chinese/Japanese		
Screen Coating	AR (Anti-Reflection) Coating		

	TH-65PHD7E/B	TH-50PHD7E/B	TH-42PHD7E/B
TERMINALS			
RGB Input (PC)	Mini D-sub 15-pin x 1 (VGA, SVGA, XGA display & SXGA, UXGA compressed display) fH: 15 — 110 kHz; fV: 48 — 120 Hz		
Audio Input (for PC)	M3 stereo plug	M3 stereo plug	M3 stereo plug
Serial (RS232C)	D-Sub 9-pin (Female)	D-Sub 9-pin (Female)	D-Sub 9-pin (Female)
GENERAL			
Power Supply	AC 220 - 240 V, 50/60Hz	AC 220 - 240 V, 50/60Hz	AC 220 - 240 V, 50/60Hz
Power Consumption	635 W	435 W	315 W
Stand-by	—	Save On: 0.7 W, Off: 1 W	Save On: 0.7 W, Off: 1 W
Dimensions (W x H x D)	1554 x 925 x 99 mm	1210 x 724 x 95 mm	1020 x 610 x 89 mm
Weight	85 kg	42.5 kg	29.5 kg
Operating Temperature	0°C — 40°C		
Operating Humidity	20% — 80% (Non condensation)		
EMC	EN55022 Class A, EN55024, EN61000-3-2, EN61000-3-3		
Safety Standards	BEAB, CE, EN60065 (IEC65)		

Standard Definition Models



TH-42PWD7E/B

42-inch (106 cm) diagonal
Wide Plasma Display

TH-37PWD7E/B

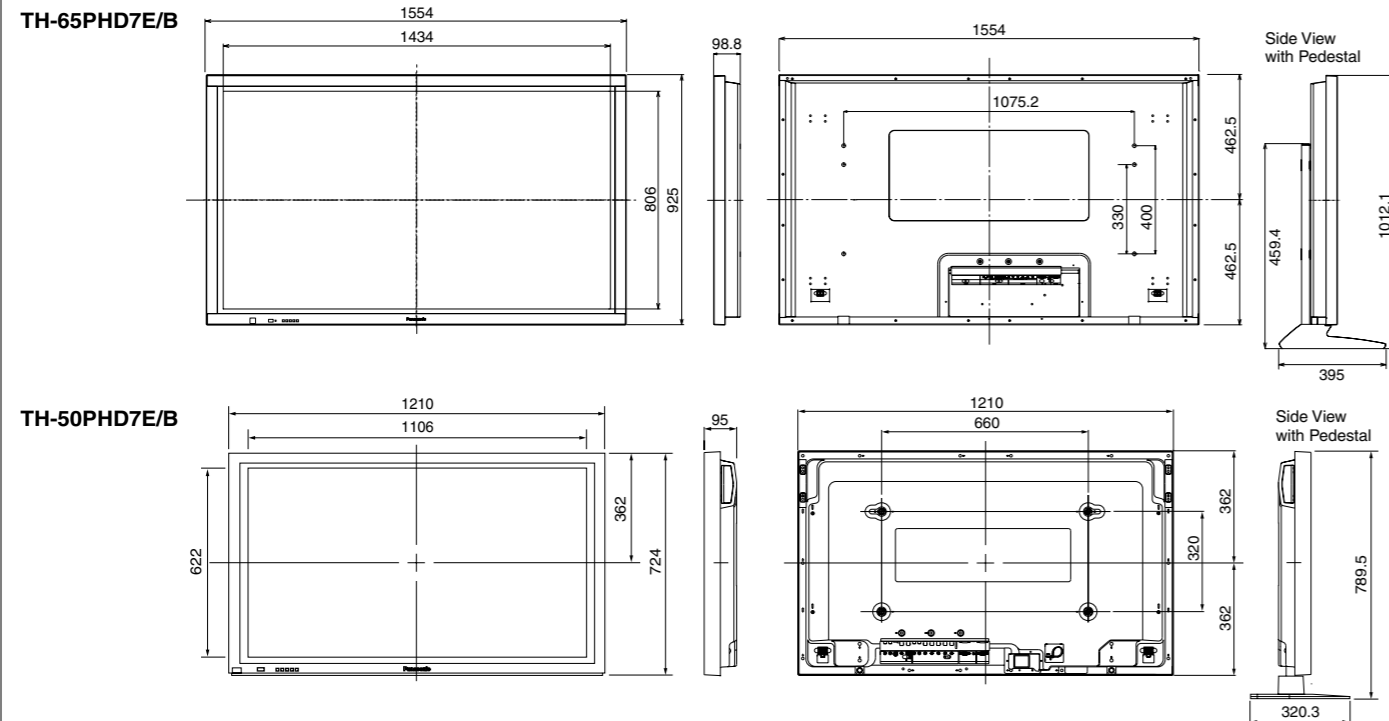
37-inch (94 cm) diagonal
Wide Plasma Display

Specifications

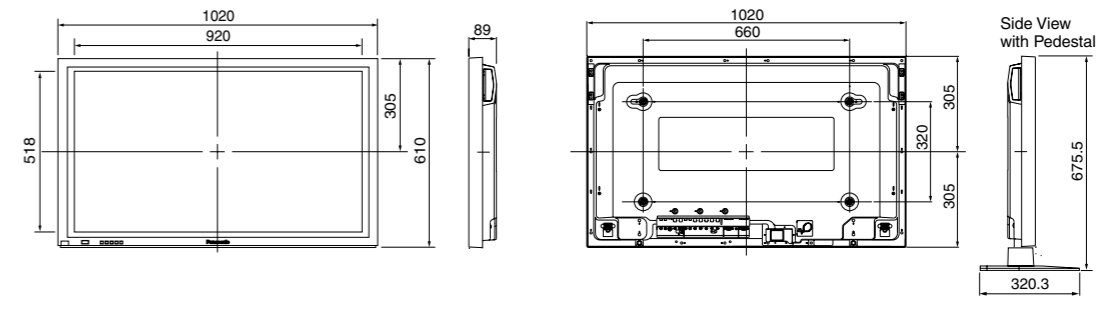
	TH-42PWD7E/B	TH-37PWD7E/B
DISPLAY		
Screen Size Diagonal (Effective)	42" (1,056 mm)	37" (939 mm)
W x H	920 x 518 mm	818 x 461 mm
Screen Aspect	16 : 9 Wide	16 : 9 Wide
Number of Pixels	408,960 (852 x 480) pixels	408,960 (852 x 480) pixels
Pixel Pitch (H x V)	1.08 x 1.08 mm	0.96 x 0.96 mm
Displayable Colours	3,620 million colours	3,620 million colours
Contrast Ratio	4000 : 1	4000 : 1
Viewing Angle	Horizontal: More than 160°; Vertical: More than 160°	
Color System	NTSC/PAL/SECAM/PAL 60Hz/M-NTSC	
Audio Output	16 W (8 W x 2)	16 W (8 W x 2)
On-Screen Display	US English/UK English/Spanish/French/German/Italian/Chinese/Japanese	
Screen Coating	AR (Anti-Reflection) Coating	

	TH-42PWD7E/B	TH-37PWD7E/B
TERMINALS		
RGB Input (PC)	Mini D-sub 15-pin x 1 (VGA display & SVGA, XGA, SXGA, UXGA compressed display) fH: 15 — 110 kHz; fV: 48 — 120 Hz	
Audio Input (for PC)	M3 stereo plug	M3 stereo plug
Serial (RS232C)	D-Sub 9-pin (Female)	D-Sub 9-pin (Female)
GENERAL		
Power Supply	AC 220 - 240 V, 50/60Hz	AC 220 - 240 V, 50/60Hz
Power Consumption	250 W	185 W
Stand-by	Save On: 0.7 W, Off: 1 W	Save On: 0.7 W, Off: 1 W
Dimensions (W x H x D)	1020 x 610 x 89 mm	920 x 550 x 89 mm
Weight	28.5 kg	24.0 kg
Operating Temperature	0°C — 40°C	
Operating Humidity	20% — 80% (Non condensation)	
EMC	EN55022 Class A, EN55024, EN61000-3-2, EN61000-3-3	
Safety Standards	BEAB, CE, EN60065 (IEC65)	

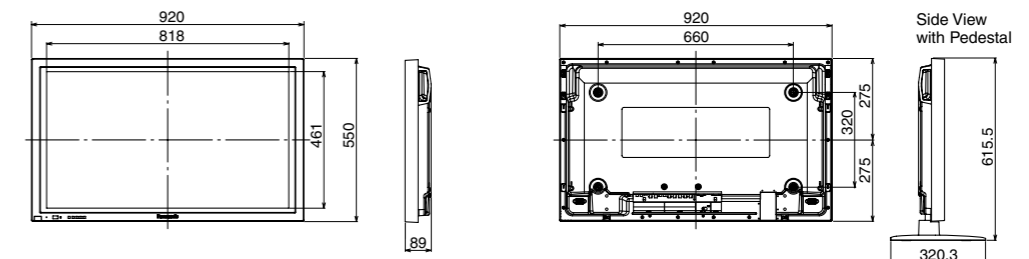
Dimensions (Unit: mm)



TH-42PHD7E/B TH-42PWD7E/B

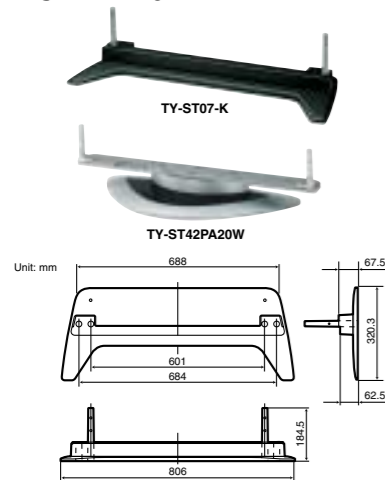


TH-37PWD7E/B

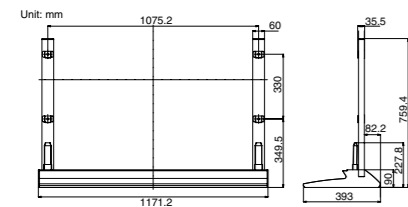


Options

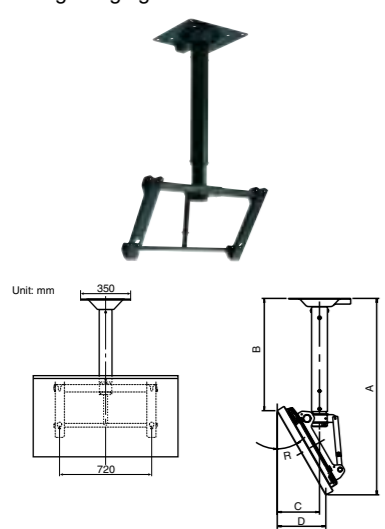
Pedestal TY-ST07-K TY-ST42PA20W



TY-ST65-K



Ceiling-hanging bracket TY-CE42PS7

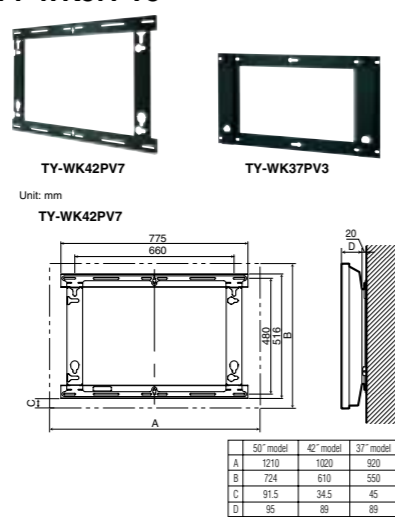


50" model		15"		30"	
R	0°	15°	30°	R	0°
A	1187	1287	1387	1487	1587
B	466	566	666	766	866
C	199	249	299	349	399
D	0	196	392	588	784

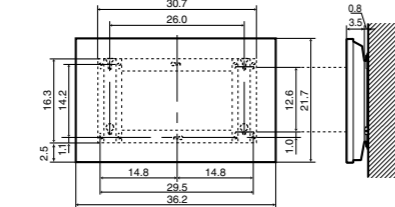
42" model		15"		30"	
R	0°	15°	30°	R	0°
A	1130	1230	1330	1430	1530
B	523	623	723	823	923
C	193	243	293	343	393
D	0	157	314	471	628

37" model		15"		30"	
R	0°	15°	30°	R	0°
A	1100	1200	1300	1400	1500
B	553	653	753	853	953
C	193	243	293	343	393
D	0	141	282	423	564

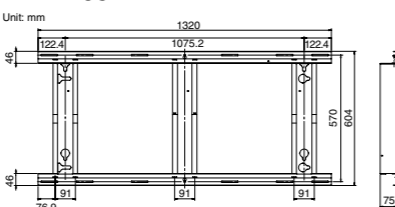
Wall-hanging bracket TY-WK42PV7 TY-WK37PV3



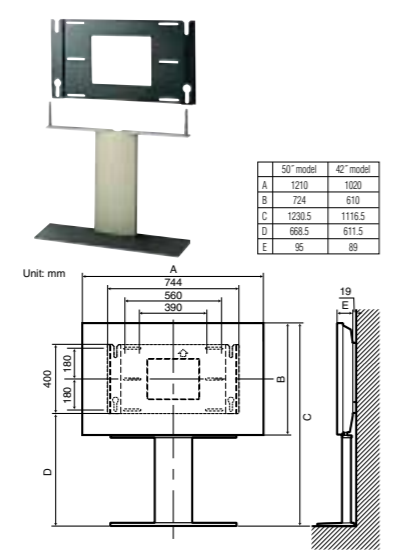
TY-WK37PV3



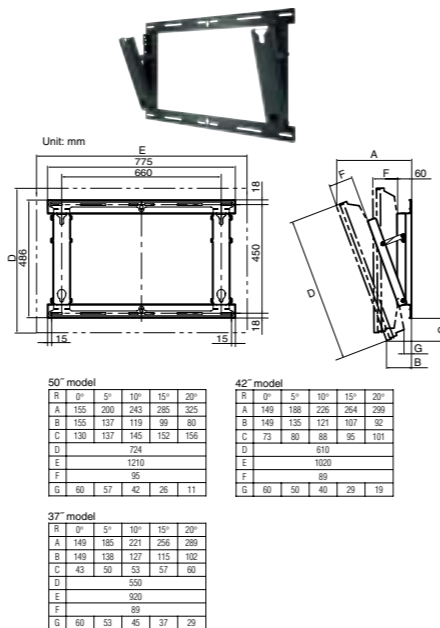
TY-WK65PV7



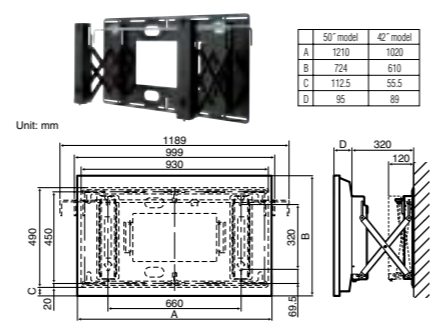
Wall stand TY-ST42PW1



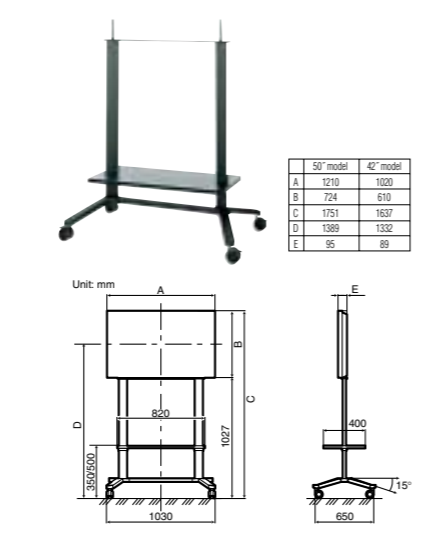
Wall-hanging bracket (angled) TY-WK42PR7



Wall-hanging bracket (drawer type) TY-WK42DR1



Mobile stand TY-ST42PF3



Compatible Models at a Glance

	TY-ST65-K	TY-ST07-K	TY-ST42PA20W	TY-WK42DR1	TY-WK65PV7	TY-WK42PV7	TY-WK37PV3	TY-WK42PR7	TY-ST42PW1	TY-ST42PF3	TY-CE42PS7
TH-65PHD7E/B	●	—	—	—	●	—	—	—	—	—	—
TH-50PHD7E/B	—	● (EK/BK)	● (ES/BS)	●	—	●	—	●	●	—	●
TH-42PHD7E/B	—	—	—	●	—	●	—	●	●	—	●
TH-42PWD7E/B	—	● (EK/BK)	● (ES/BS)	●	—	●	—	●	●	—	●
TH-37PWD7E/B	—	●	—	—	—	●	—	●	—	—	●

●: Compatible; —: Not compatible

Touch Panel



TY-TP50P6-S (for TH-50PHD7)

TY-TP42P6-S (for TH-42PHD7/42PWD7)

This add-on touch panel lets you write directly onto the screen with a light touch. Ideal for adding written comments during a presentation or meeting.

- Highly reliable optical sensor system
- Outstanding resolution, easy operation
- Thin design makes a precise fit with display screen
- Lets you use display as a "whiteboard"



TY-TPEN6 Touch Pen also available.

Note: You cannot mount both a touch panel and the optional speakers at the same time.

Specifications

	TY-TP50P6-S	TY-TP42P6-S
Applicable display devices	Panasonic 50" plasma display	Panasonic 42" plasma display
Power supply (voltage)	DC + 5V ±10% (Through USB)	
Electric current	DC + 5V, Max 400mA	
Detection system	Infrared ray interruption	
Panel aperture (W x H)	1118 x 632 mm	928.5 x 526.5 mm
Detection range (W x H)	1100 x 620 mm	916 x 516 mm
Effective detection range	Above detection range + 1.0 mm top, bottom, right, and left	
Operating modes	Input point, Continuous, Moving, End point detection*1	
Resolution (W x H)	2201 x 1241*1	1833 x 1033*1
Detection pitch	2.0 x 2.0 mm	
Output system	Coordinate output	
Optical elements	276 (H) x 156 (V)	230 (H) x 130 (V)
Optical element pitch	4.0 x 4.0 mm	
Minimum stylus	6.0 x 6.0 mm	
Scan speed	First touch: 30 msec/frame max., Moving: 5 msec/frame max.	
Interface	USB1.1 compliant; Signal: +DATA, -DATA, VCC, GND; I/F connector: TYPE B	
Panel shape	Integrated flat panel controller	
Dimensions (W x H x D)	1256 x 748 x 69 mm	1066 x 634 x 69 mm
Depth when mounted	118 mm	110 mm
Weight (excluding brackets)	4.2 kg	3.5 kg
Escutcheon (frame)	Aluminum	
USB driver/Applicable OS	Windows® 98SE/2000/ME/XP	

*1 When using the specific driver software.

Detachable Stereo Speakers



TY-SP65P7W-K (for TH-65PHD7EK/BK)
Configuration: 2-way, 3-speaker
Dimensions (W x H x D): 100 x 925 x 90 mm
Weight: 2.2 kg/each



TY-SP50P5W-K (for TH-50PHD7EK/BK)
Configuration: 2-way, 3-speaker
Dimensions (W x H x D): 104 x 724 x 89 mm
Weight: 2.3 kg/each

TY-SP42P5W-K (for TH-42PHD7EK/BK, 42PWD7EK/BK)
Configuration: 2-way, 3-speaker
Dimensions (W x H x D): 104 x 610 x 89 mm
Weight: 2.1 kg/each

TY-SP37P5W-K (for TH-37PWD7EK/BK)
Configuration: 2-way, 3-speaker
Dimensions (W x H x D): 104 x 550 x 89 mm
Weight: 2.1 kg/each



TY-SP50P6W-S (for TH-50PHD7ES/BS)
Configuration: 2-way, 3-speaker
Dimensions (W x H x D): 104 x 724 x 89 mm
Weight: 2.3 kg/each

TY-SP42P6W-S (for TH-42PWD7ES/BS)
Configuration: 2-way, 3-speaker
Dimensions (W x H x D): 104 x 610 x 89 mm
Weight: 2.1 kg/each

Peripherals

Twisted-Pair-Cable Receiver Board

- The Twisted-Pair-Cable Receiver Board makes it possible, using a single CAT5e cable, to simultaneously send video signal (RGB, component, or composite), audio signal and the PDP control signal.
- To send a composite video signal, the Composite Video Terminal Board (TY-42TM6Y, 42TM6B or 42TM6V) must be mounted in the slot of PDP.
- This reduces both costs and setup time compared with a conventional BNC cable connection.
- XGA signals (1024 x 768 pixels) can be sent up to 150 m.
- Because the Twisted-Pair-Cable Receiver Board mounts in a multi-function slot, it runs on power supplied by the PDP and takes up no additional equipment space.

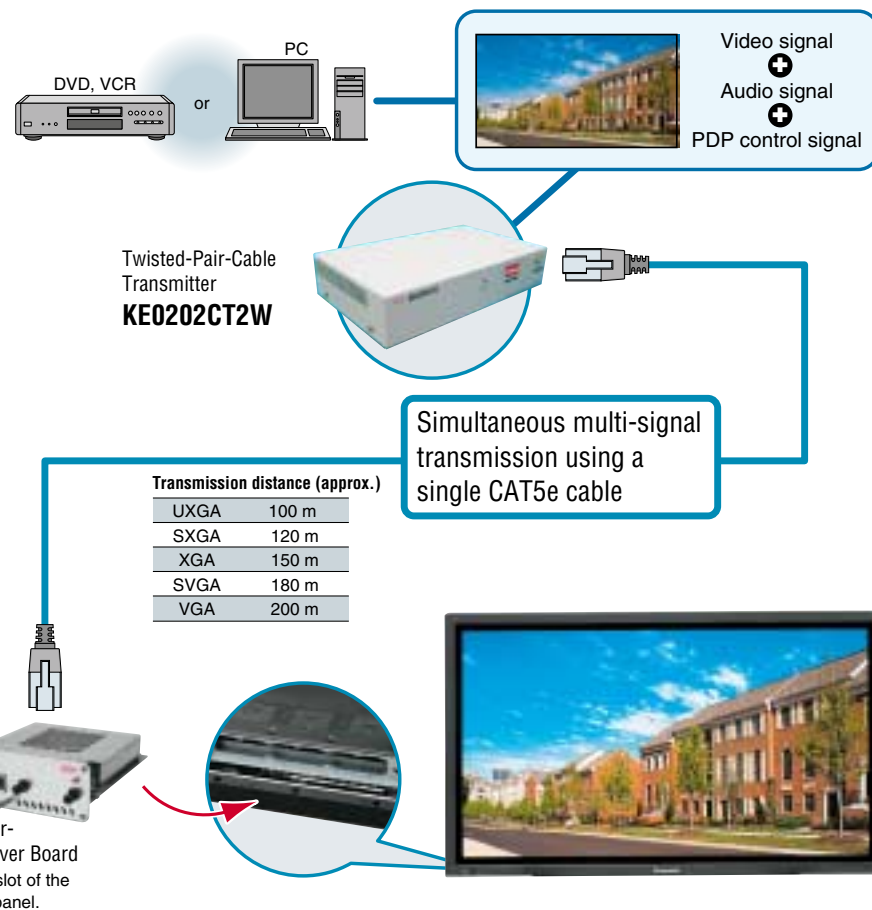
<http://www.kowa.co.jp/i-master/cat5-eng>



KE0101CRBW (Video, audio and PDP control signals) (Mounts in any slot*)


* Should be mounted in slot 1 to send the PDP control signal.
PDP control signal transmission is one-way.

Specifications (KE0101CRBW)	
Applicable displays	Panasonic Plasma Displays
Input channel	1 input system for extension
Output channel	1 system (internal connector) for RGB or 1 system (external connector) for Video, 1 system for sound and 1 system for RS232C
Extension cable	CAT5/CAT5e/CAT6
Video output signal	Analog RGB: 0.7Vp-p (75 ohms); HD, VD: TTL Component: Y: 1.0Vp-p (75 ohms) sync signal included P _s , P _c : ± 0.35Vp-p (75 ohms) Video: 1.0Vp-p (75 ohms)
Power supply	Supplied from the plasma display
Power consumption	Approx. 6 W



Streaming Box


- Mounts to the function slot to reduce wiring and save space.
- Video signals are transmitted digitally to ensure crisp, clear images.
- The hardware decoder produces DVD-level image quality by supporting MPEG2 MP@ML (Main Profile@Main Level) transport. High-bit-rate data also streams smoothly because all playback data is first stored in the built-in hard disk.
- Combination with the BB-SMG700 Streaming Box Manager makes it possible to schedule the distribution of motion video, still images, and other content.



BB-S700PD (Mounts in slots 1 & 2)

PDP Controller (for 65", 50" and 42" models)

- Function board design reduces wiring and saves space.
- Clear images made possible by digital connection using the function slot of the plasma display.
- Customised to maximise the performance of Panasonic plasma displays.
 - Realistic display images achieved by a 1:1 pixel correspondence with Panasonic plasma displays.
 - Can also be used in vertical display applications.
- Models with a pre-installed, digital signage system are also available.




Specifications	
Applicable displays	Panasonic Plasma Displays
HDD capacity	Approx. 20 GB*1
External jacks	10BASE-T/100BASE-TX (RJ-45), Audio output (Stereo mini jack*2)
Power supply	Supplied from plasma display (DC 14V)
Power consumption	Approx. 14V/0.7A max.
Web browser	HTML4.01 subset, partial CSS1 and CSS2 ECMA Script 262 3rd edition (JavaScript 1.5 equivalent) Partial DOM Level 1, Level 2 and Dynamic HTML
Applicable servers	Streaming Box Manager BB-SMG700*3
Data distribution protocol	Proprietary method (block data distribution with error-triggered retransmission function and encoding process)
Image	MPEG2 PS, MPEG2 TS, MP@ML
Audio	Linear PCM*4, MPEG Audio Layer 1, Layer 2
Maximum bit rate	10 Mbps (in storage and playback)

*1: Part of this capacity is used by the system. *2: Exclusive use with internal connection.
*3: Some functions are performed jointly with the BB-SMG700. *4: At sampling frequency of 48kHz.

BB-SMG700 Streaming Box Manager

Controls up to 100 plasma display panels.
This application contains all of the functions necessary for video distribution.

BB-SMG700 Operating Environment	
CPU	Pentium® IV 1GHz or faster, Recommended: Pentium® IV 2.4GHz or faster
Main storage memory	512MB or more, Recommended: 1 GB or more
HDD capacity	Required capacity: 10 GB or more
Network interface	100BASE-T/100BASE-TX/10BASE-T
Applicable OS	Windows® XP Professional (SP1)



Specifications	
Applicable displays	Panasonic 65", 50" & 42" Plasma Displays
CPU	ULV Pentium® M 900MHz
Main storage memory	Standard 256MB DDR SO-DIMM
Internal HDD	2.5" HDD 30GB x 1
Network	100BASE-TX/10BASE-T x 1, Wake On LAN supported
Interfaces	Serial x 2*1, USB2.0/1.1 x 2*2, Line In x 1, Line Out x 1, MIC x 1
PCMCIA slot	2*3
Preinstalled OS	Windows® XP Embedded
Dimensions	315 (W) x 29 (H) x 211 (D) mm (including cooling fan)
Weight	1.2 kg
Power supply	Supplied from the plasma display
Power consumption	20 W max.
Standard	FCC Class A

*1: One serial interface is connected internally.
*2: USB 1.1 is for HID (human interface devices) only. Maximum power supply for the two ports is 3.5 W.
*3: Maximum power supply for the two slots is 2.0 W when using 5.0 V, and 3.6 W when using 3.3 V.

Optimal External Type for 37-inch Display Also Available

VC200 series