

Classic Series

price €(vat incl.)

912



- 2-way bookshelf / surround speaker
- 1x 165mm alu/CPC mid/bass • 1x 25mm alu/dome tweeter
- X-over: 2nd order
- recommended power: 15-150Wrms / 4-8Ω
- sensitivity 89dB
- freq. resp.: 55-22kHz
- 355h x 205w x 295d
- weight: 8kg
- magnetic shielded

299,00 €pair

+ 0,20 € recupel



914



- 2-way floorstand speaker
- 1x 165mm alu/CPC mid/bass • 1x 25mm alu/dome tweeter
- X-over: 2nd order
- recommended power: 15-150Wrms / 4-8Ω
- sensitivity 89dB
- freq. resp.: 50-22kHz
- 900h x 205w x 270d
- weight: 14kg
- magnetic shielded

399,00 €pair

+ 0,20 € recupel



900 Avant i Series

price €(vat incl.)

902 i



- 2-way bookshelf / surround speaker
- 1x 130mm alu/CPC mid/bass • 1x 25mm alu/dome tweeter
- X-over: 1st order with DVP HF
- recommended power: 15-100Wrms / 4-8Ω
- sensitivity 89dB
- freq. resp.: 55-22kHz
- 290h x 165w x 265d
- weight: 5kg
- magnetic shielded

279,00 €pair

+ 0,20 € recupel



903 i



- 2-way bipolar rear channel speaker
- 2x 100mm alu/CPC mid/bass • 2x 25mm alu/dome tweeter
- X-over: 2nd order damped LF ; 1st: HF
- recommended power: 15-100Wrms / 4-8Ω
- sensitivity 87dB
- freq. resp.: 120-20kHz
- 230h x 218w x 150d
- weight: 2,86kg
- magnetic shielded: no

289,00 €pair

+ 0,20 € recupel



900 Avant i Series

price €(vat incl.)

905 i



- 2-way centre channel speaker
- 2x 130mm alu/CPC mid/bass
- 1x 25mm alu/dome tweeter
- X-over: 1st order
- recommended power: 15-120Wrms / 4-8Ω
- sensitivity 90dB
- freq. response: 60-22kHz
- 165(h)x485(w)x200(d)
- weight: 7,5kg
- magnetic shielded: yes

219,00 €piece

+ 0,10 € recupel



904 i



- 2-way floorstand speaker
- 1x 130mm alu/CPC mid/bass
- 1x 25mm alu/dome tweeter
- X-over: 1st order with DVP HF
- recommended power: 15-100Wrms / 4-8Ω
- sensitivity 89dB
- freq. response: 50-22kHz
- 800(h)x165(w)x265(d)
- weight: 10kg
- magnetic shielded: yes

419,00 €pair

+ 0,20 € recupel



914 i



NEW



- 2-way floorstand speaker
- 1x 165mm alu/CPC mid/bass
- 1x 25mm alu/dome tweeter
- X-over: damped 2nd order HF with DVP
- recommended power: 15-120Wrms / 4-8Ω
- sensitivity 90dB
- freq. response: 39-22kHz
- 860(h)x180(w)x270(d)
- weight: 13,5kg
- magnetic shielded: yes

549,00 €pair

+ 0,20 € recupel



906 i



- 2,5-way floorst. speaker
- 2x 130mm alu/CPC mid/bass
- 1x 25mm alu/dome tweeter
- X-over: 2,5way, 2nd order LF, 1st order MF and HF with DVP
- recommended power: 15-120Wrms / 4-8Ω
- sensitivity 90dB
- freq. response: 45-22kHz
- 850(h)x165(w)x295(d)
- weight: 12kg
- magnetic shielded: yes

619,00 €pair

+ 0,20 € recupel



916 i



NEW

- 2,5-way floorst. speaker
- 2x 165mm alu/CPC mid/bass
- 1x 25mm alu/dome tweeter
- X-over: 2,5way, 1st order LF & MF, damped 2nd order HF with DVP
- recommended power: 15-150Wrms / 4-8Ω
- sensitivity 90dB
- freq. response: 38-22kHz
- 890(h)x180(w)x320(d)
- weight: 16,5kg
- magnetic shielded: yes

719,00 €pair

+ 0,20 € recupel



908 i



- 3-way floorstand speaker
- 1x 255mm long throw non-pressed paper cone woofer; 2x 130mm alu/CPC mid; 1x 25mm alu/dome tweeter
- X-over: 3way + 2nd order damped HF with DVP
- recommended power: 15-150Wrms / 4-8Ω
- sensitivity 90dB
- freq. response: 35-22kHz
- 950(h)x165(w)x340(d)
- weight: 19kg
- magnetic shielded: yes

919,00 €pair

+ 0,20 € recupel



309 i



- active digital subwoofer
- 255mm long throw woofer
- X-over: active – variable between 50-200Hz
- power rating: 175Wrms
- freq. response: 35-200Hz
- notch filter
- 370(h)x370(w)x370(d)
- magnetic shielded • 15kg

499,00 €piece + 0,90 € recupel



Avant 900i series

- third generation technology with revised drivers to deliver improved high frequency, as well as greater clarity and detail from the midrange and bass.
- remodelled cabinets with heavily revised internal bracing to strengthen the already sturdy cabinet assembly.
- new terminal panel with bullet terminals for easier connection of speaker cables (descended from the flagship Performance speakers)

· M · E · Z · Z · O · Series



price €(vat incl.)



- unique high-end tweeter design, directly descended from the Performance Series,
- at the heart of Mezzo is its Aspirated Tweeter Technology (ATT™) that employs scrupulously designed structural mouldings with strategically positioned vents which help produce « diffuse field energy »
- integral one-piece dome and voice coil

6,5" CPC™ bass drivers (Continuous Profile Cone)



- controlled piston-like movement at low frequencies
- minimal brak up at higher frequencies
- lightweight and extremely rigid anodised aluminium cones are used for faithful dynamics
- driver chassis are bonded to a specially developed sound deadened casing which completely eliminates Unwanted resonance effects

Mezzo 1



available 2008

- 2-way satellite or stand mount speaker
- 1x 5,25" alu CPC mid/bass driver
- 1x 1" ATT alu dome tweeter
- recommended amp power : 15-100W
- impedance : 4-8 Ω • freq. response: 55Hz-22kHz
- X-over: 2nd order with DVP • sensitivity: 88dB
- magnetically shielded
- dimensions : 300(h)x204(w)x255(d) • 6,2kg

559,00 €pair

+ 0,20 € recupel

Mezzo 2



- 2-way stand mount speaker
- 1x 6,5" alu CPC mid/bass driver
- 1x 1" ATT alu dome tweeter
- recommended amp power : 15-120W
- impedance : 4-8 Ω • freq. response: 48Hz-22kHz
- X-over: 2nd order with DVP • sensitivity: 89dB
- magnetically shielded
- dimensions : 352(h)x220(w)x280(d) • 8kg

719,00 €pair

+ 0,20 € recupel

Mezzo 5c



available 2008

- 2-way centre speaker
- 2x 5,25" alu CPC mid/bass driver
- 1x 1" ATT alu dome tweeter
- recommended amp power : 15-120W
- impedance : 4-8 Ω • freq. response: 60Hz-22kHz
- X-over: 2nd order with DVP • sensitivity: 89dB
- magnetically shielded
- dimensions : 175(h)x491(w)x215(d) • 8,8kg

499,00 €piece

+ 0,10 € recupel

Mezzo 6



- 2 ½ -way floor standing speaker
- 2x 6,25" alu CPC mid/bass driver
- 1x 1" ATT alu dome tweeter
- recommended amp power: 15-150W
- impedance : 4-8 Ω • sensitivity: 89dB
- freq. response: 38Hz-22kHz
- X-over: 2nd order with DVP
- magnetically shielded
- dimensions: 1000(h)x220(w)x280(d)
- weight: 20kg

1.259,00 €pair

+ 0,20 € recupel



Mezzo 9w



with digital sound processing

available 2008

- active digital subwoofer
- power rating: 375W active / max. power
- 2x 8" alu CPC mid/bass driver
- force cancelling mode in sealed cabinet
- freq. response: 30-200Hz
- input Ω: 10k Ohms • magnetically shielded
- sound pressure level meter / remote control
- dimensions : 315(h)x338(w)x350(d) • 21,1kg

1.245,00 €piece

+ 0,90 € recupel

AVANT PREMIERE Home Theatre System

price €(vat incl.)

302



- 2-way **satellite speaker**
- recommended power: 15-80Wrms • 4-8Ω
- 1x 90mm alu/CPC mid/bass • 1x 25mm alu/dome tweeter
- X-over: 2nd order
- sensitivity 86dB
- freq. response: 100-20k
- 176(h)x108(w)x145(d)
- magnetic shielded: yes



149,00 €pair

+ 0,20 € recupel

304



- 2-way **center speaker**
- recommended power: 15-80Wrms • 4-8Ω
- 2x 90mm alu/CPC mid/bass • 1x 25mm alu/dome tweeter
- X-over: 2nd order
- sensitivity 86dB
- freq. response: 100-20kHz
- 108(h)x274(w)x145(d)
- magnetic shielded: yes



119,00 €piece

+ 0,10 € recupel

Avant PREMIERE set



Home theatre package:

- 2 pair 302 + 1x 304

417,00 €set

+ 0,50 € recupel

GENIE Home Theatre System

price €(vat incl.)

402



- 2-way **satellite speaker**
- recommended power: 15-100Wrms • 4-8Ω
- 1x 102mm 2nd generation alu/CPC mid/bass
- 1x 25mm alu/dome tweeter
- X-over: damped 2nd order
- sensitivity 86dB
- freq. response: 95-20k
- 223(h)x132(w)x170(d)



289,00 €pair

+ 0,20 € recupel

404



- 2-way **center speaker**
- recommended power: 15-100Wrms • 4-8Ω
- 2x 89mm 2nd generation alu/CPC mid/bass
- 1x 25mm alu/dome tweeter
- X-over: damped 2nd order
- sensitivity 87dB
- freq. response: 95-20kHz
- 134(h)x302(w)x160(d)



265,00 €piece

+ 0,10 € recupel

GENIE set



Home theatre package:

- 2 pair 402 + 1x 404

839,00 €set

+ 0,50 € recupel

Sub woofers

price €(vat incl.)

308



- active **subwoofer**
- 200mm long throw non-pressed paper cone woofer
- X-over: active – variable between 50-150Hz
- power: 80W Active
- freq. response: 35-150Hz
- 305(h)x305(w)x305(d)
- magnetic shielded: yes



245,00 €piece

+ 0,90 € recupel

309 i



- active **digital subwoofer**
- 255mm long throw alu/CPC woofer
- X-over: active – variable between 50-200Hz
- power: 175W Active
- freq. response: 35-200Hz
- adjustable notch filter
- 370(h)x370(w)x370(d)
- magnetic shielded: yes



499,00 €piece

+ 0,90 € recupel

409



- active **digital subwoofer**
- 250mm long throw alu/CPC woofer
- X-over: active – variable between 50-200Hz
- power: 200W Active
- freq. response: 38-200Hz
- adjustable notch filter
- Active Room Control
- 423(h)x370(w)x370(d)
- magnetic shielded: yes



489,00 €piece

+ 0,90 € recupel

Home theatre system - Accessories

price €(vat incl.)

Premiere wall bracket 300M



- optional wall mount bracket for MS302 & 304
- adjustable mounting angle
- secures **any** LS weighing up to 4,5kg which are fitted with factory-installed 60mm omni-mount fittings

15,00 €piece

Premiere stands 300P



- optional stand for MS302
- height: 90cm
- with spikes
- integrated cable management
- cast-steel base for maximum stability

75,00 €pair

Genie stands 400P



- optional stand for MS402
- height: 90cm
- with spikes en rubber feet
- integrated cable management
- cast-steel base for maximum stability

99,00 €pair

alumni *series*

price €(vat incl.)

- latest generation CPC™ (Continuous Profile Cone) mid/bass drivers
- 25mm aluminium dome tweeter which is light but incredibly rigid to reduce distortion
- satellites with upgraded crossover with low saturation inductors and polypropylene capacitors which reduce distortion and improve detail, integration and clarity
- curved cabinet design to reduce standing waves
- Audiophile grade components throughout
- 120W subwoofer featuring an entirely new 8" ultra long throw woofer



Alumni 5 centre



159,00 €piece
+ 0,10 € recupel

- 2-way centre speaker
- recommended power: 15-80Wrms • 4-8Ω
- 2x 89mm alu/CPC mid/bass
- 1x 25mm alu/dome tweeter
- sensitivity 86dB (1W)
- freq. response: 100-20k
- 108(h)x274(w)x145(d) • 3kg

Alumni 9 subwoofer



370,00 €piece
+ 0,90 € recupel

- active digital subwoofer
- 120W amplifier
- 1x 203mm long throw CPC woofer
- sensitivity 86dB (1W)
- freq. response: 35-200Hz
- high level in- & output
- 376(h)x260(w)x354(d) • 15kg

Alumni 2 satellites



- 2-way satellite speaker
- recommended power: 15-80Wrms • 4-8Ω
- 1x 89mm alu/CPC mid/bass
- 1x 25mm alu/dome tweeter
- sensitivity 86dB (1W)
- freq. response: 100-20k
- 176(h)x108(w)x145(d) • 2kg

220,00 €pair
+ 0,20 € recupel

Alumni set



4 pcs Alumni 2 sat
+ 1 pc Alumni 5c centre

599,00 €set
+ 0,50 € recupel
(price without subwoofer)

Alumni set
Alumni 9 subwoofer incl.

969,00 €set
+ 1,40 € recupel

Alumni P stand satellites

optional stands
for alumni sat speakers

available 2008



Alumni 3 LCR



379,00 €piece
+ 0,10 € recupel

available 2008

- Left-Centre-Right speaker
- recommended power: 15-80Wrms • 4-8Ω
- 4x 89mm alu/CPC mid/bass
- 3x 25mm alu/dome tweeter
- sensitivity 86dB (1W)
- freq. response: 100-20k
- 128(h)x800(w)x110(d)

Bracket 300M

- optional wall mount bracket for satellite & center speaker
- adjustable mounting angle
- secures any LS weighing up to 4,5kg which are fitted with factory-installed 60mm omni-mount fittings

15,00 €piece



Performance series




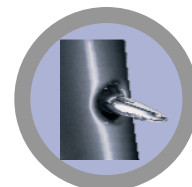
price €(vat incl.)



Performance 6 floorstanders

- 3-way high-end floorstanding loudspeaker
- proprietary mono-coque polymer resin cabinet construction Injection-moulded
- 1x "Aspirated Tweeter Technology" tweeter; 1x 10cm CPC mid/bass driver; 2x 16,5cm CPC woofers
- Nickel-plated bullet terminals • tri-wirable
- frequency response: 35Hz-30kHz • Sensitivity: 89dB / 2,83V / 1m
- Power rating: 15-250Wrms • Nominal impedance: 4-8Ω
- Crossover: 3-way; damped 2nd order; mechanically isolated mount
- Dimensions (h x w x d) : 1210mm x 240mm x 370mm

5.799,00 €pair
+ 0,20 € recupel



Performance 5 center speaker

- 2-way high-end center channel speaker
- proprietary mono-coque polymer resin cabinet construction Injection-moulded • adjustable tilt function for the perfect angle of delivery, or optional wall mountable bracket
- 1x "Aspirated Tweeter Technology" tweeter; 2x 13cm CPC mid/bass drivers
- Nickel-plated bullet terminals • bi-wirable
- frequency response: 60Hz-30kHz • Sensitivity: 89dB / 2,83V / 1m
- Power rating: 15-150Wrms - 4-8Ω
- Crossover: 3-way; damped 2nd order; mechanically isolated mount
- Dimensions (w x h x d) : 598mm x 211mm x 223mm

1.749,00 €piece
+ 0,10 € recupel



Performance 5 bracket



• optional wall mountable bracket

119,00 €



Performance 9 subwoofer

- a pair of 25cm long-throw CPC drivers in force balance configuration
- 1000W RMS from high efficiency IcePower modules
- substantial 25mm thick MDF cabinet
- second generation ARC (Active Room Control) technology for a more accurate match to the listening environment
- supplied test CD and Sound Pressure Level (SPL) meter
- double flare port to reach the very lowest frequencies
- frequency response: 14Hz-200Hz • Notch filter: 25-100Hz
- Adjustable cut: to -2dB to -16dB
- magnetically shielded
- Dimensions (h x w x d) : 500mm x 500mm x 500mm

3.699,00 €piece
+ 0,90 € recupel



SPL meter included



Avant architect™



price €(vat incl.)

AC161



239,00 €piece
+ 0,00 € recupel

- **in-ceiling speaker** • white / paintable
- frequency response: 65Hz – 22kHz
- power: 15-100W • 4-8Ω • 89dB @ 2,83V
- 1x 165mm aluminum CPC woofer
- 1x 25mm pivoting alu dome tweeter
- X-Over type: damped 2nd order
- dimensions (Ø x d): 280mm x 175mm
- cut-out size (Ø): 250mm • weight: 2,5kg
- partition thickness range: 7–30mm
- magnetically shielded: No

AC261



329,00 €piece
+ 0,00 € recupel

- **in-ceiling speaker** • white / paintable
- frequency response: 65Hz – 22kHz
- power: 15-100W • 4-8Ω • 89dB @ 2,83V
- 1x 165mm aluminum CPC woofer
- 1x 25mm pivoting alu dome tweeter
- X-Over type: damped 2nd order with **switchable Mid/HF level**
- dimensions (Ø x d): 280mm x 175mm
- cut-out size (Ø): 250mm • weight: 3,0kg
- partition thickness range: 7–30mm
- magnetically shielded: No

AC361



419,00 €piece
+ 0,00 € recupel

- **in-ceiling speaker** • white / paintable
- **highly specified components and drive units derived from the award-winning Performance range** • **high grade crossover components**
- frequency response: 65Hz – 22kHz
- power: 15-100W • 4-8Ω • 89dB @ 2,83V
- 1x 165mm Performance technologies CPC woofer
- 1x 25mm pivoting alu dome tweeter
- X-Over type: damped 2nd order with Mid/HF switch
- dimensions (Ø x d): 280mm x 175mm
- cut-out size (Ø): 250mm • weight: 3,0kg
- partition thickness range: 7–30mm
- magnetically shielded: No

AW151



159,00 €piece
+ 0,00 € recupel

- **in-ceiling speaker**
- white / paintable
- freq. resp.: 50Hz – 22kHz
- power: 15-100W • 4-8Ω
- 90dB
- 130mm alu CPC mid/bass
- 1x 25mm alu dome tweeter
- X-Over: dual value parallel
- dimensions (h x w x d): 335 x 210 x 101mm
- cut-out size (h x w): 78 x 304mm • weight: 2kg
- partition thickness range: 12mm–35mm
- magnetically shielded: Yes

AW152



239,00 €piece + 0,00 € recupel

- **in-ceiling speaker** • white / paintable
- freq. resp.: 45Hz – 22kHz • power: 15-120W
- 4-8Ω • 92dB • 2x 130mm alu CPC mid/bass
- 1x 25mm alu dome tweeter • X-Over: switchable
- **Adjustable Vertical Horizontal dual value parallel**
- dimensions (h x w x d): 530 x 210 x 101mm
- cut-out size (h x w): 178 x 500mm • weight: 4kg
- partition thickness range: 12mm–35mm
- magnetically shielded: Yes

AW161



199,00 €piece
+ 0,00 € recupel

- **in-ceiling speaker**
- white / paintable
- freq. resp.: 40Hz – 22kHz
- power: 15-150W • 4-8Ω
- 91dB
- 165mm alu CPC mid/bass
- 1x 25mm alu dome tweeter
- X-Over: dual value parallel
- dimensions (h x w x d): 385 x 235 x 112mm
- cut-out size (h x w): 354 x 204mm
- weight: 2,5kg
- partition thickness range: 12mm–35mm
- magnetically shielded: Yes

AW153



- **in-ceiling speaker**
- white
- paintable
- 45-22kHz
- 15-120W
- 4-8Ω • 92dB
- 2x 130mm alu CPC mid/bass • 1x 25mm alu dome tweeter
- X-Over: dual value parallel
- dimensions (h x w x d): 284 x 349 x 101mm
- cut-out size (h x w): 317 x 252mm • weight: 4kg
- partition thickness range: 12mm–35mm
- magnetically shielded: Yes

239,00 €piece + 0,00 € recupel


AW162



299,00 €piece + 0,00 € recupel

- **in-ceiling speaker** • white / paintable
- freq. resp.: 38Hz – 22kHz • power: 15-180W
- 4-8Ω • 93dB • 2x 165mm alu CPC mid/bass
- 1x 25mm alu dome tweeter • X-Over: switchable
- **AVH dual value parallel** • magnetically shielded
- dimensions (h x w x d): 555 x 235 x 112mm
- cut-out size (h x w): 204 x 524mm • weight: 5kg
- partition thickness range: 12mm–35mm

Backbox for AW-series



Model	dimension	price (€)
BX151	355w 380h 102d	79,00
BX152	355w 600h 102d	79,00
BX153	355w 600h 102d	79,00
BX161	355w 380h 102d	79,00
BX162	355w 600h 102d	79,00